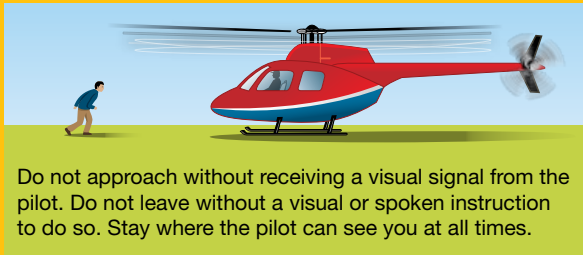


APPROACHING OR LEAVING A HELICOPTER



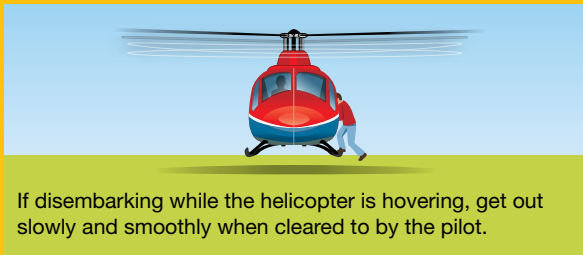
Do not approach without receiving a visual signal from the pilot. Do not leave without a visual or spoken instruction to do so. Stay where the pilot can see you at all times.



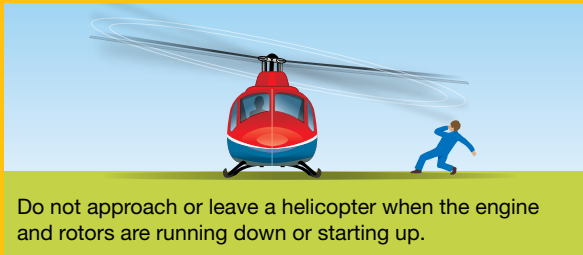
On sloping ground always approach or leave on the downslope side for maximum rotor clearance.



If blinded by swirling dust or grit, STOP – crouch lower, or sit down and wait for assistance.



If disembarking while the helicopter is hovering, get out slowly and smoothly when cleared to by the pilot.



Do not approach or leave a helicopter when the engine and rotors are running down or starting up.



Crouch while walking for extra rotor clearance. Always remove hats. Never reach up or chase after anything that blows away.

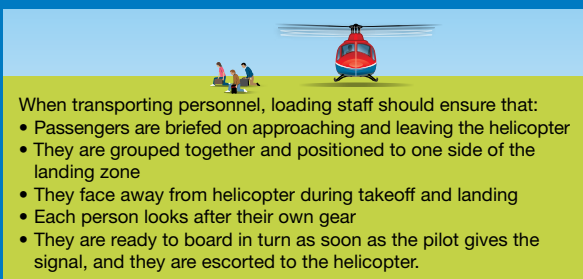


Carry long objects horizontally below waist level – never upright or on the shoulder.

TAKEOFF, LANDING, AND LOADING OPERATIONS

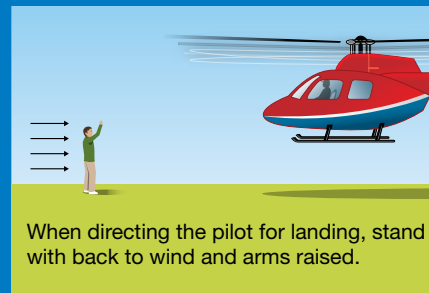


Clear helipad of loose articles. Secure your gear from the effects of rotor wash.

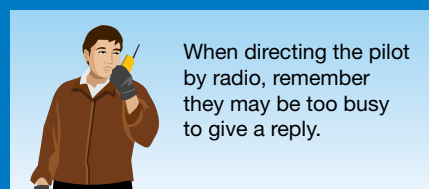


When transporting personnel, loading staff should ensure that:

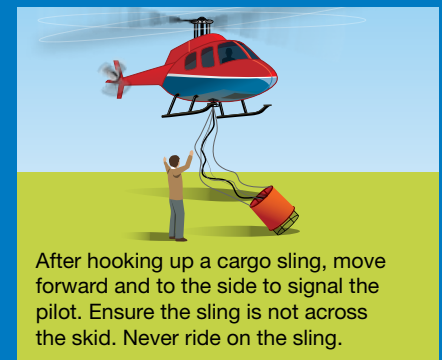
- Passengers are briefed on approaching and leaving the helicopter
- They are grouped together and positioned to one side of the landing zone
- They face away from helicopter during takeoff and landing
- Each person looks after their own gear
- They are ready to board in turn as soon as the pilot gives the signal, and they are escorted to the helicopter.



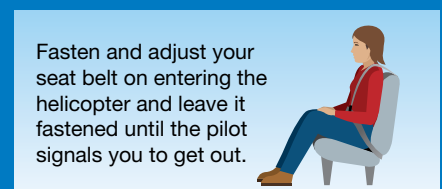
When directing the pilot for landing, stand with back to wind and arms raised.



When directing the pilot by radio, remember they may be too busy to give a reply.



After hooking up a cargo sling, move forward and to the side to signal the pilot. Ensure the sling is not across the skid. Never ride on the sling.



Fasten and adjust your seat belt on entering the helicopter and leave it fastened until the pilot signals you to get out.